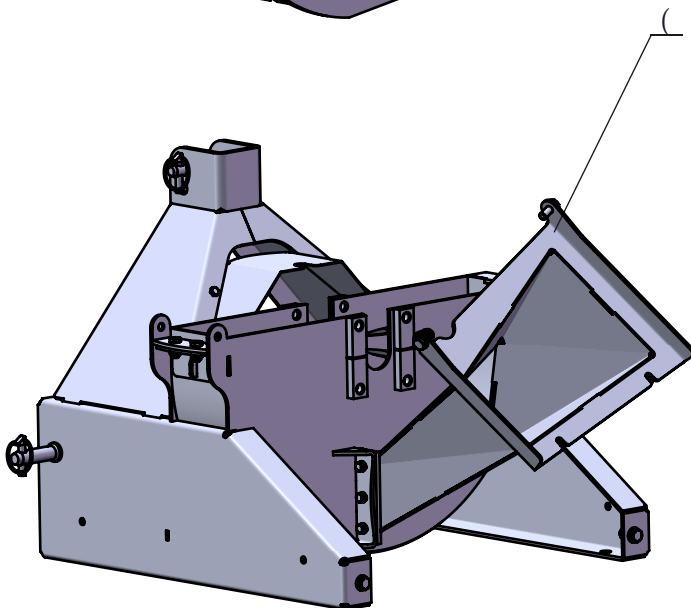
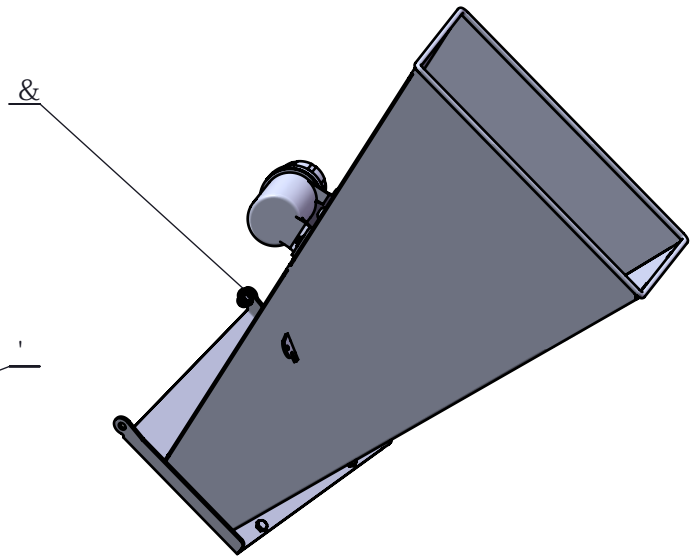
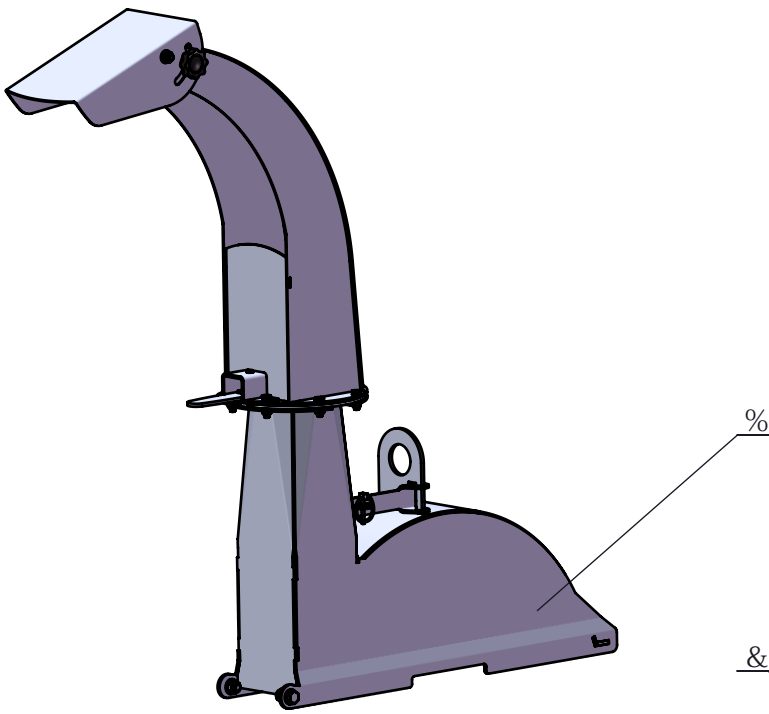
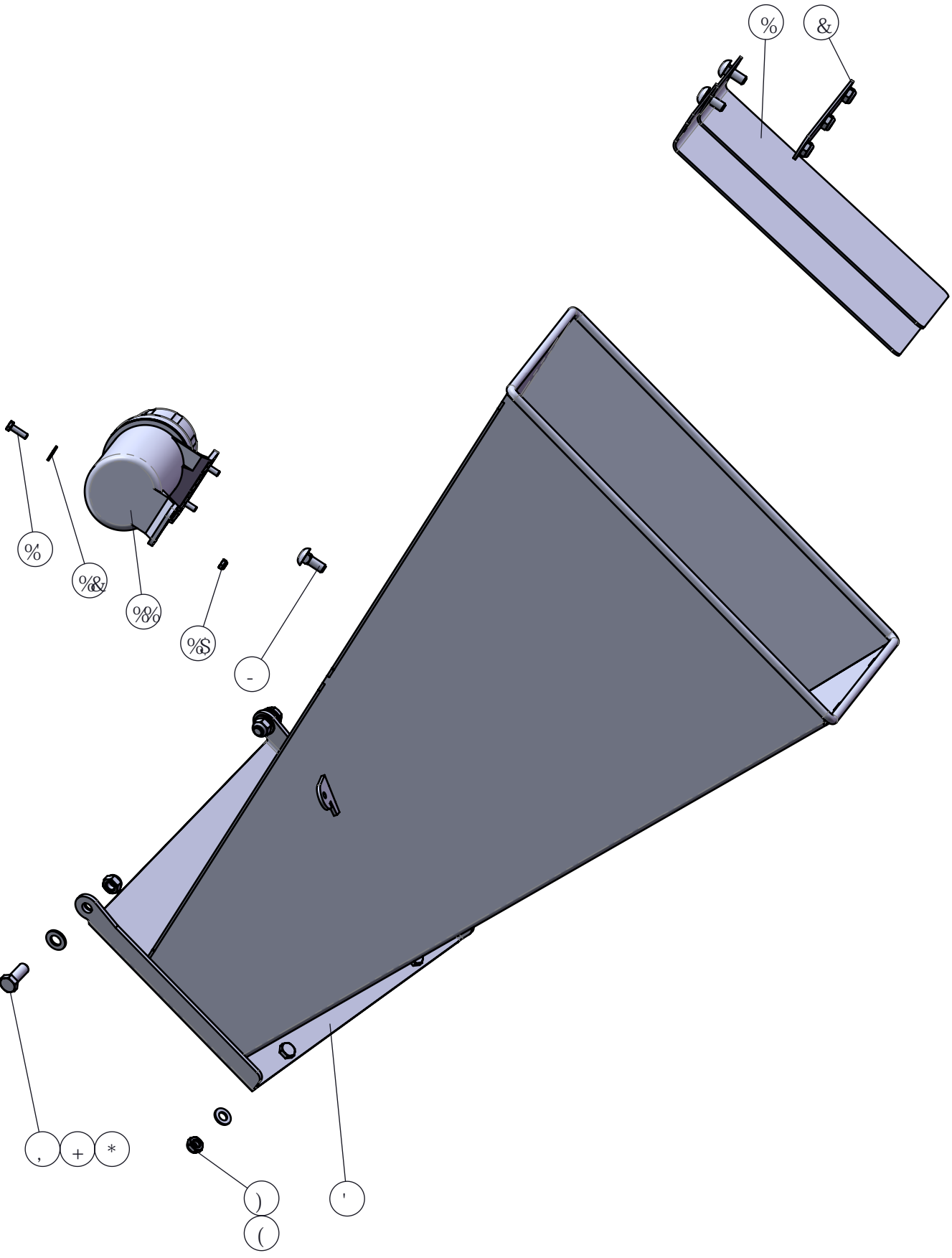


Item	Description
1	Upper bracket
2	Hopper
3	Disc assembly
4	Base assembly



Item	Part.N.	Description	Qty
1	GB5783-86	Bolt M10x20	15
2	GB93-87	Spring washer 10	15
3	WC42-0104	Chipping blade	4
4	WC42-0101	Up pin shaft	1
5	WC42-0012	Base	1
6	WC42-0013	Disc weldment	1
7	GB7810-95	Bearing with seat UCF208	2
8	WC42-0106	End cap	1
9	GB97.1-85	Washer 16	1
10	GB93-87	Spring washer 16	8
11	GB5783-86	Bolt M16x40	8
12	GB5783-86	Bolt M12x30	4
13	GB97.1-85	Washer 10	4
14	GB97.1-85	Washer 12	8
15	WC42-0103	Fix blade	1
16	GB97.1-85	Washer 8	5
17	GB93-87	Spring washer 8	3
18	GB5783-86	Bolt M8x20	5
19	WC42-0016	Cutting teeth	1
20	DIN985-87	Nut M24	2
21	GB97.1-85	Washer 24	2
22	WC42-0102	Lower pin	2
23	GB5783-86	Bolt M10x25	2
24	TY-SXZJ-12	Lock pin Φ 12	3
25	DIN985-87	Nut M10	4
26	DIN985-87	Nut M8	2
27	WC42-0105	Protection cover	1
28	DIN985-87	Nut M12	4

Item	Part.N.	Description	Qty
1	DIN985-87	Nut M10	2
2	GB97.1-85	Washer10	2
3	TY-MHLM-M10	Nut M10	2
4	GB96.2-2002	Washer10	2
5	WC42-0109	Guide exhaust hood	1
6	GB12-88	Bolt M10x25	4
7	WC42-0017	Lock pin frame	1
8	WC42-0114	Plug pin	1
9	GB5783-86	Bolt M8x25	6
10	GB5783-86	Bolt M8x30	2
11	TY-SXZJ-05	Lock pinΦ5	1
12	WC42-0015	Discharge	1
13	GB5783-86	Bolt M12x25	1
14	GB93-87	Spring washer 12	1
15	GB97.1-85	Washer 12	5
16	WC42-0014	Up frame	1
17	GB5783-86	Bolt M12x30	2
18	DIN985-87	Nut M12	2
19	DIN985-87()	Nut M8	8
20	WC42-0111	Plate	2
21	WC42-0112	Subplate	2
22	WC42-0018	Lock pin handle	1
23	GB119.1-2000	Round pin	1
24	WC42-0113	Locking pin compression spring	1



Item	Part.N.	Description	Qty
1	WC42-0107	Rubber fender	2
2	WC42-0108	Press layer	1
3	WC42-0011	Feed hopper	1
4	GB97.1-85	Washer 10	2
5	DIN985-87	Nut M10	5
6	GB97.1-85	Washer 12	4
7	DIN985-87	Nut M12	2
8	GB5783-86	Bolt M12x30	2
9	GB12-88	Bolt M10x25	3
10	DIN985-87	Nut M6	3
11	WG-0004	Manual box	1
12	GB96.2-2002	Washer 6	3
13	GB5783-86	Bolt M6x20	3

Optional choices

